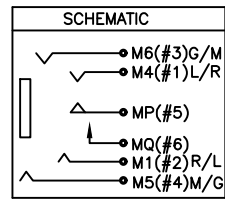
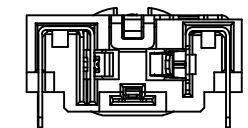
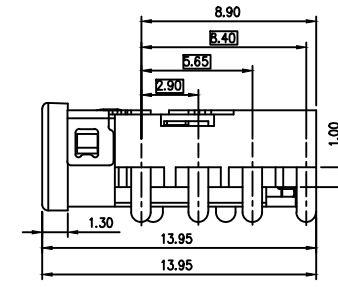
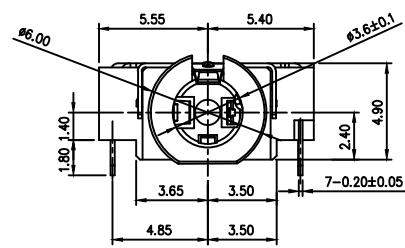
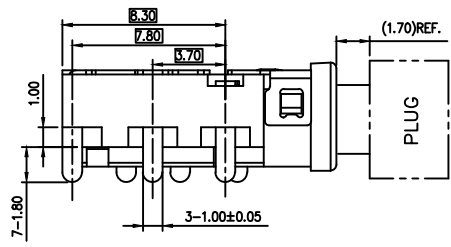
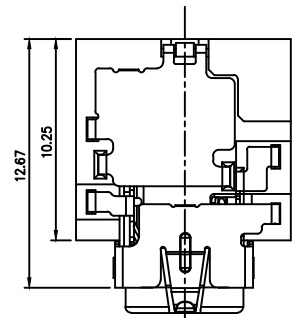
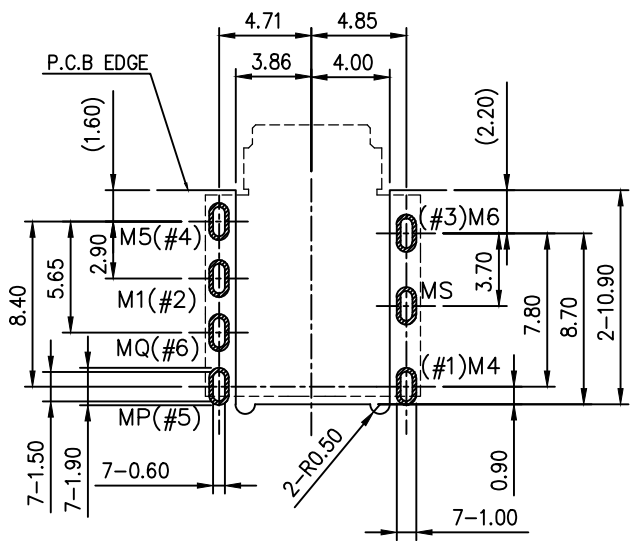
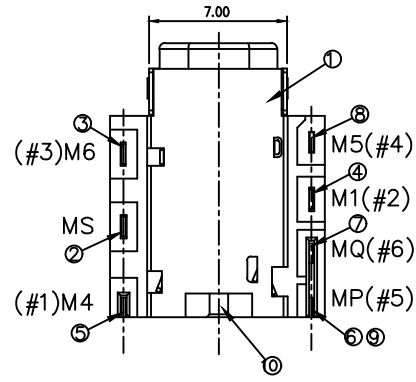


* HALOGEN FREE *

		* REVISIONS		
LTR	DESCRIPTION	DATE	REVISED	APPROVED



ITEM	DESCRIPTIONs	MATERIAL	FINISH	Q'TY	NOTE
⑩	DUMMY PIN	STAINLESS STEEL	—	1	0.15t
⑨	SEPARATOR	HIGH TEMP PLASTIC	UL94V-0	1	BLACK
⑧	M5_CONTACT	COPPER ALLOY	MB:Ni Au PLATED	1	0.2t
⑦	MQ_SHUNT	COPPER ALLOY	MB:Ni Au PLATED	1	0.2t
⑥	MP_CONTACT	COPPER ALLOY	MB:Ni Au PLATED	1	0.2t
⑤	M4_CONTACT	COPPER ALLOY	MB:Ni Au PLATED	1	0.2t
④	M1_CONTACT	COPPER ALLOY	MB:Ni Au PLATED	1	0.2t
③	M6_CONTACT	COPPER ALLOY	MB:Ni Au PLATED	1	0.2t
②	MS_SHELL	COPPER ALLOY	Ni 50u"MIN	1	0.2t
①	P1_HOUSING	HIGH TEMP PLASTIC	UL94V-0	1	BLACK



RECOMMENDED PADS LAYOUT
<TOP VIEW>

NOTE : TOLERANCE FOR PCB LAYOUT IS ± 0.05

DWN	LILY	DATE	2016.09.27	3RD ANGLE PROJECTION	NAME	3.5ømm EARPHONE JACK
CHKD	ANDY	DATE	2016.09.27		CAT. NO.	PJD-035-169AGF
APVD	JON	DATE	2016.09.27	UNIT: mm	DWN.NO.	E-035-169
JKCR Electronics Co., Ltd.						001

UNLESS OTHERWISE SPECIFIED, TOLERANCE ON DECIMAL: ±0.3